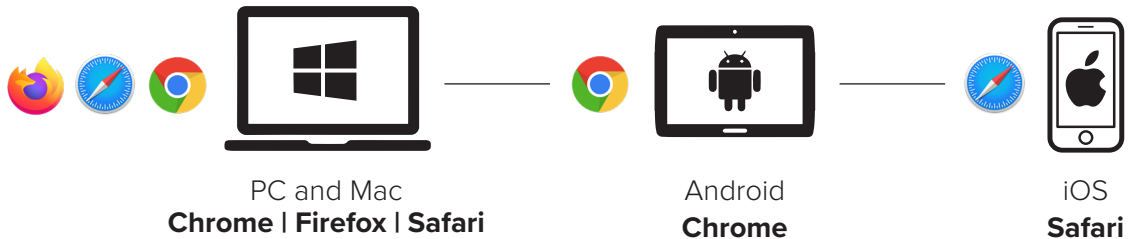


Telehealth Appointment Quick-Start (via doxy.me)

1

Use a computer or device with a camera and microphone:



2

Just before your visit, take your vitals for Dr. Barlow to reference.

- ✓ Temperature (if possible)
- ✓ Heart rate
- ✓ Blood pressure (if possible)
- ✓ Height and weight

3

10 minutes before your appointment time, check your text messages or email for a link from Dr. Barlow (via doxy.me)—click on the link.

4

Type in your name and click “check-in”. This will take you to Dr. Barlow’s “Waiting Room”. He will meet you there.

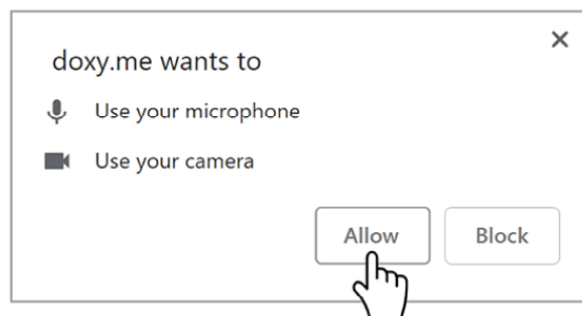
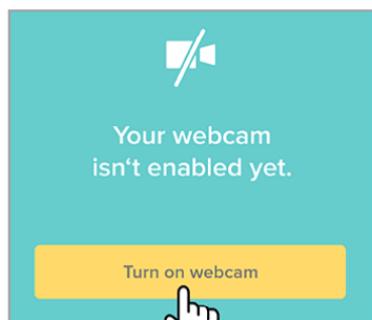
Welcome!

Please check in below to let Dr. Hernandez know you are here:

- ✓ Secure
- ✓ No software to download
- ✓ HIPAA compliant
- ✓ No registration needed

5

Allow your browser to access your webcam and microphone:



SUCCESS!

At this point you should be connected to your provider.
Enjoy your telehealth appointment.